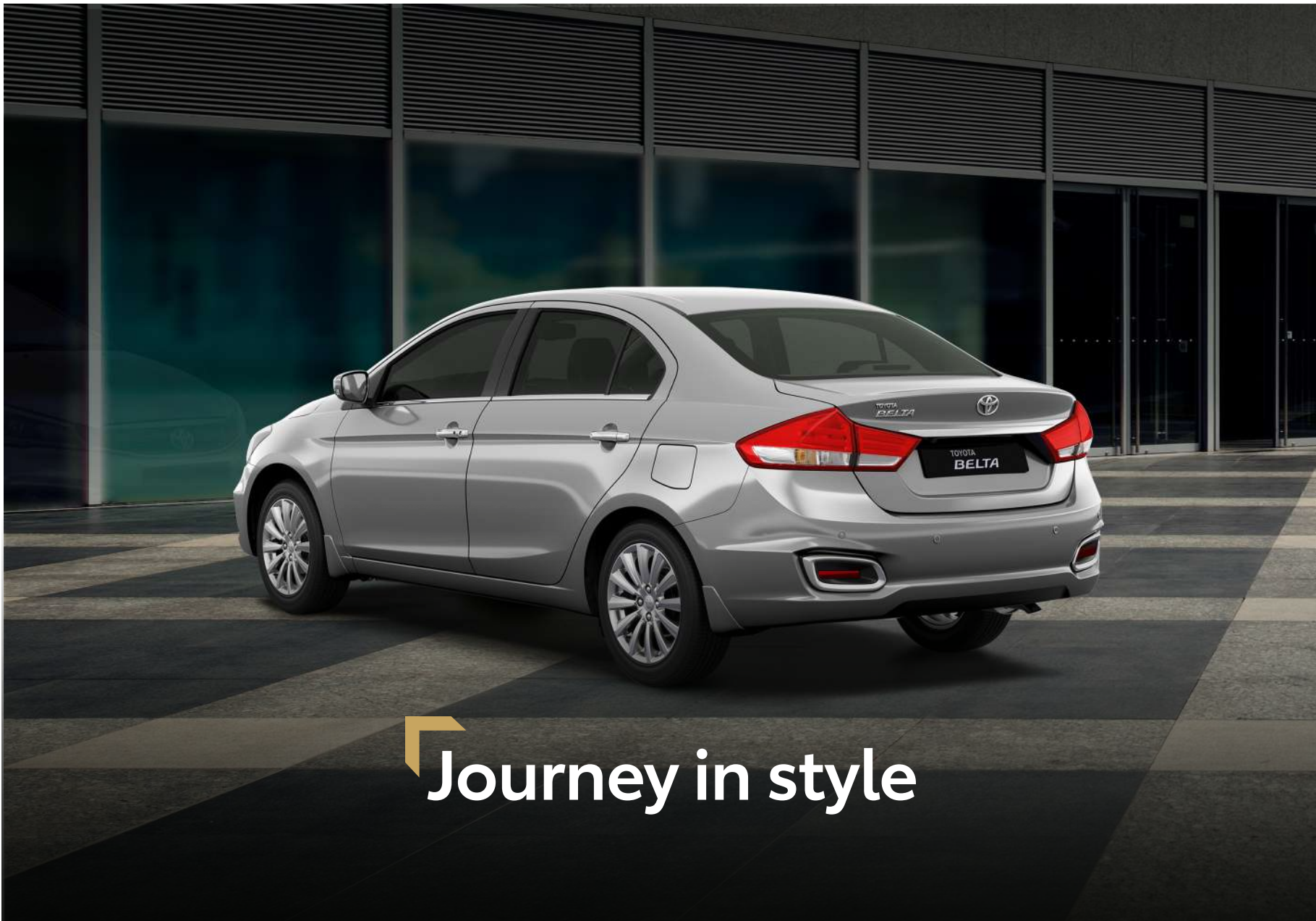


The **All New**  
**TOYOTA**  
**BELTA**



TOYOTA  
**BELTA**





Journey in style



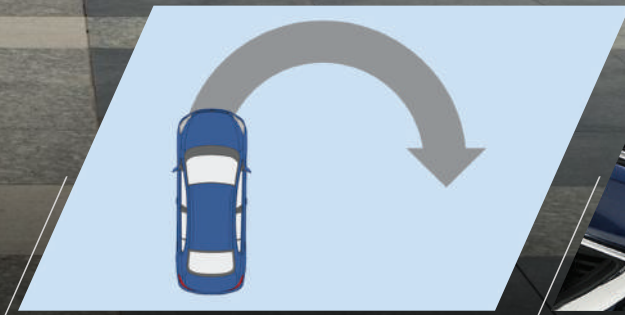


# Experience new feelings

Conquer the city with the all new Toyota Belta.  
All the angles of this sedan have been shaped to create  
a bold and solid design. Boost your style and confidence.



Full LED headlamps.



Turning radius.



Chromed front grille.



16" alloy wheels.





# Generously comfortable

The Toyota Belta is generous. Even when travelling with 5, everyone feels the supreme comfort thanks to a spacious cabin and storage. It makes the all new Belta the perfect city or weekend car for travelling with lots of luggage for all your needs to have a good time.



Generous luggage space with 478L capacity.



Rear AC vents and 12V accessory socket.



Rear foldable armrest with cup holders.







# Luxury within reach



**Multi-information colour screen**  
Presents useful information such as average fuel economy, outside temperature and more.



**Luxurious leather seats**  
Ultimate luxury with leather upholstery available on top grade.

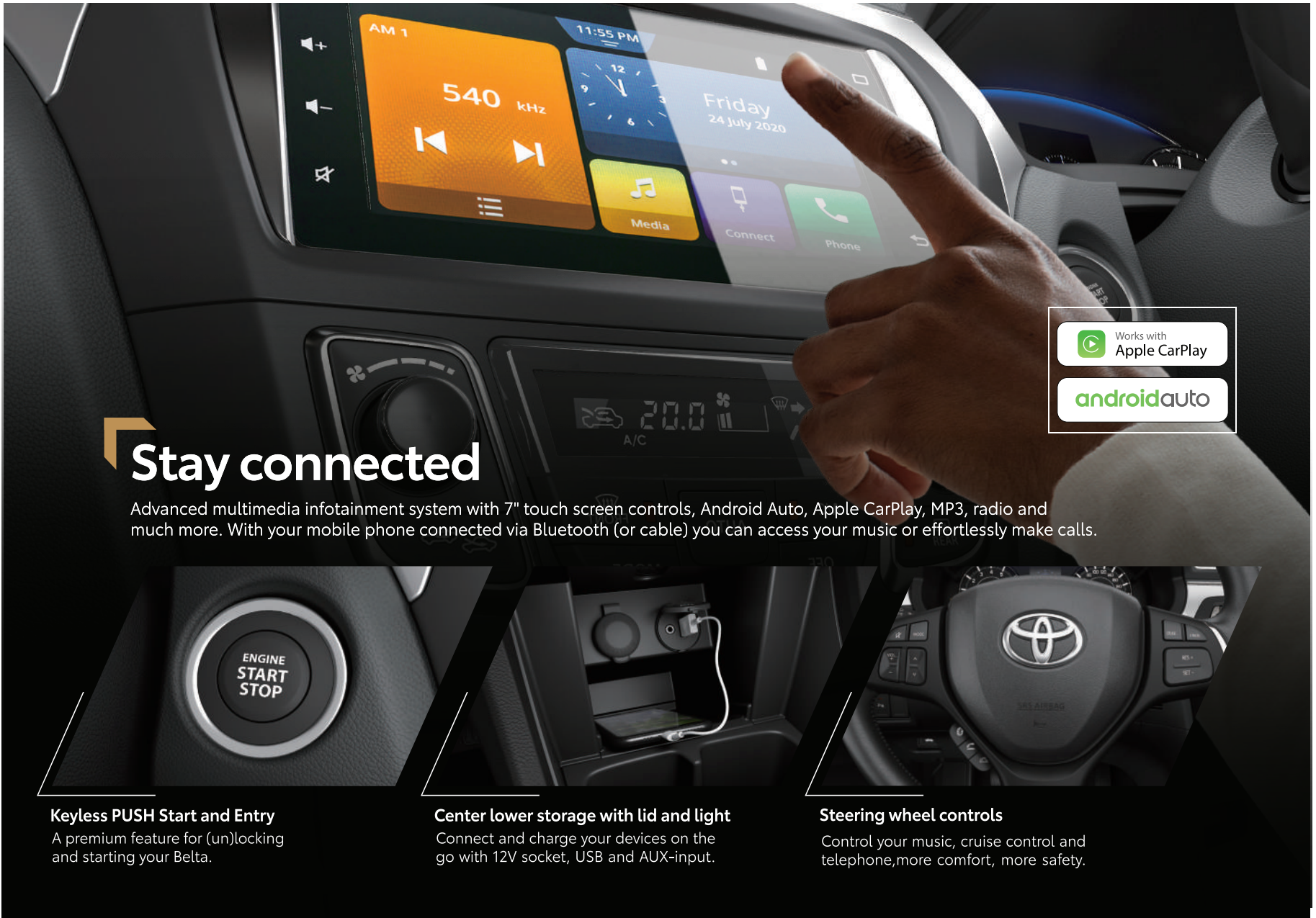


**Automatic Air conditioner**  
System automatically adjusts optimum temperature to maximize comfort.



**Front armrest with storage**  
Store small items as well as rest your arm while driving.





Works with  
Apple CarPlay

androidauto

## Stay connected

Advanced multimedia infotainment system with 7" touch screen controls, Android Auto, Apple CarPlay, MP3, radio and much more. With your mobile phone connected via Bluetooth (or cable) you can access your music or effortlessly make calls.

### Keyless PUSH Start and Entry

A premium feature for (un)locking and starting your Belta.

### Center lower storage with lid and light

Connect and charge your devices on the go with 12V socket, USB and AUX-input.

### Steering wheel controls

Control your music, cruise control and telephone, more comfort, more safety.







## Dynamic performance

Designed to offer good power and excellent fuel efficiency under all conditions, the 1.5L engine leads the sedan class with powerful and efficient petrol engine.



### 5-speed manual transmission

Gives you full control for a sportier fun-to-drive experience.



### 4-speed manual transmission

Enhances driving pleasure with clutchless drive, especially for driving in city traffic.



### 1.5-Litre Petrol Engine

Torque	138 rpm Nm @ 4,000
Power	77kW 105 hp
Displacement	1,462 cc



# Safety first

Safety never takes a backseat with active and passive safety features. Find advanced safety features that provide peace of mind for short and long rides. Stay safe in style with the Toyota Belta.



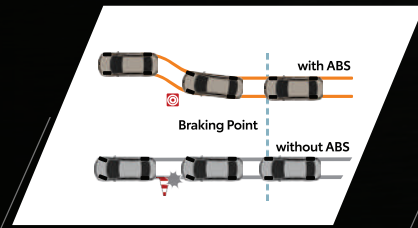
Automatic electrochromic rear view mirror.



Electric side mirrors with turn signal lamps for added safety.



Rear combination lamps with high mounted stop lamp.



## ABS with EBD

ABS with EBD (standard) maximizes braking efficiency and prevents wheels from locking.



## Rear parking sensors

For safer and a more comfortable parking.



## Rear view camera

For safer reversing.



## Rear LED fog lamps

For more visibility on those gloomy foggy days.





# Grades

## Life - Standard Equipment

### Exterior

Steel wheels with 285/65 R15 tires  
Electric colored outside mirrors with turn signals  
Outside door handles in body color  
Halogen projector front headlamps  
Rear combination lamp (bulbs)  
Front and rear mudguards

### Interior

Manual air conditioner  
Rear air conditioner vents  
Pollen filter  
Radio CD MP3 with Bluetooth  
6 Speakers  
All electric windows (driver with auto up/down)  
Steering wheel controls (audio, Bluetooth)  
Front and rear 12V sockets  
Front and rear armrest with cup holders  
Front USB and AUX  
Fabric seats  
Seat back pocket (driver & passenger)

### Safety

ABS with EBD  
Driver and passenger airbags  
Seatbelt with pretension, force limit  
Childproof rear door locks  
Immobilizer with alarm  
High mounted stop lamp

### Technical

Power steering  
Power door locks with keyless entry system  
Adjustable steering column tilt  
Spare tire (normal size / steel)

## Deluxe - Additional to Life grade

### Exterior

Alloy wheels with 195/55 R16 tires  
LED projector headlamps (high/low)  
Headlamps with automatic levelling  
Daytime running lamps  
Outside mirrors electrically foldable  
Door belt-line ornament  
Chromed outside door handles  
Trunk ornament (rear license garnish)  
Front fog bezel decoration in chrome  
Rear bezel decoration in chrome  
LED front fog lamps  
Rear sunshade

### Exterior

Rear view reversing camera  
Cruise control with steering wheel control  
Keyless entry and START system  
Parking sensors (rear)  
Automatic headlights operation

### Safety

Leather seats  
Leather steering wheel  
Automatic air conditioner  
7" multimedia touch screen  
Apple CarPlay and Android Auto  
Smartphone Linkage Display Audio  
Driver seat height adjust  
Driver color information display  
Automatic electro-chromatic rear view mirror  
Front foot-well light



Colour your life



Magma Grey  
Z7Q

Midnight Black Metallic  
ZAM





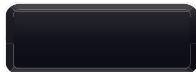
Dignity Brown  
ZQK

Arctic White  
ZHJ

Sangria Red  
ZQL

Premium Silver  
ZZP

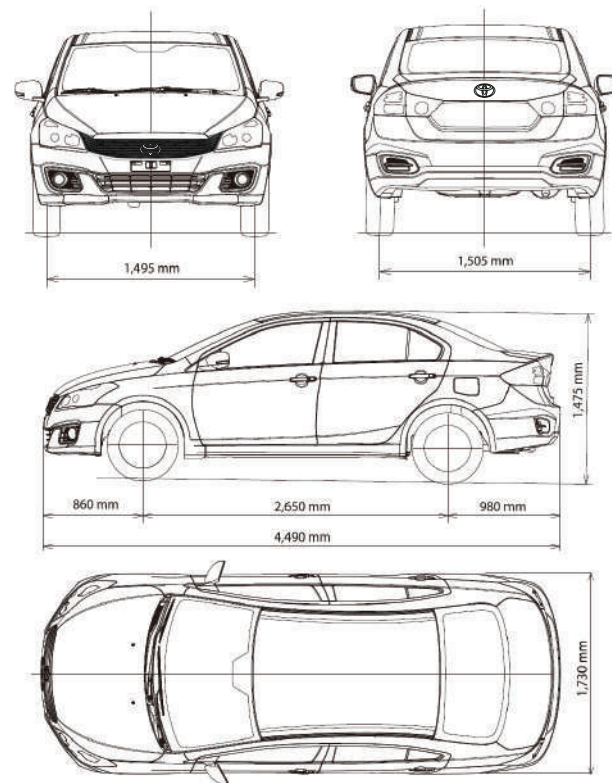
Stargaze Blue  
ZYR





# SPECIFICATIONS




ENGINE		1.5L Petrol VVT	
Transmission		5 M/T	4 A/T
Number of doors		4-door	
DIMENSIONS			
Overall length	mm	4,490	
Overall width	mm	1,730	
Overall height	mm	1,475	
Wheelbase	mm	2,650	
Tread	Front	1,495	
	Rear	1,505	
Minimum turning radius	m	5.4	
CAPACITIES			
Seating capacity	persons	5	
Luggage capacity	litres	478	
Fuel tank capacity	litres	43	
ENGINE			
Code		K15B	
Number of cylinders		4	
Number of valves		4	
Piston displacement	cm	1,462	
Bore x stroke	mm	74 x 85	
Compression ratio		10.5	
Maximum output	kw/rpm	77/6000	
Maximum output	hp/rpm	105/6000	
Maximum torque	N.m/rpm	138/4400	
TRANSMISSION		5 M/T	4 A/T
Gear ratio	1st	3.545	2.875
	2nd	2.043	1.568
	3rd	1.310	1.000
	4th	0.970	0.697
	5th	0.725	-
	Reverse	3.250	2.300
Final gear ratio		54.412	4.145
CHASSIS			
Steering		Rack and pinion	
Brakes	Front	Ventilated disc	
	Rear	Drum, leading and trailing	
Suspension	Front	MacPherson strut with coil spring	
	Rear	Torsion beam with coil spring	
Tyres		185/65 R15 or 195/55 R16	
WEIGHTS			
Kerb weight (min./with full option)	kg	1,020 / 1,040	1,030 / 1,050
Gross vehicle weight	kg	1,480	1,490



TOYOTA  
**BELTA**



# COMPLETE PEACE OF MIND WITH TOYOTA



## Toyota Quality Service

Your Toyota dealership will advise you on your vehicle's service requirements. It will need a health and safety check at least once a year. An intermediate check is necessary every year or 5,000 km.

## Toyota Low Maintenance Costs

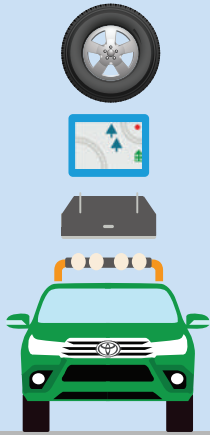
All Toyota vehicles are designed and engineered to minimize your maintenance costs. This includes fewer parts that require servicing and, equally important, is that Toyota vehicle technology is made easily accessible so that maintenance labor time is less and pricing is competitive.

## Toyota Genuine Parts

Providing the reassurance of Toyota quality, only genuine and approved components are used on your vehicle. If the vehicle is damaged, its design helps minimize the cost of repair because the most expensive to replace parts are deliberately located away from common damage zones. The result is ultimately less expensive for parts and labor.









## Toyota Accessories

Toyota genuine accessories are designed and manufactured with the same care, quality and attention to detail as Toyota Vehicles. Adding a touch of style, comfort, convenience and practicality, they are tested for exceptional durability to enhance the enjoyment of your new vehicle. All accessories are covered by a 1-year warranty.



## Toyota Comprehensive Warranty

Every new Toyota comes with a 5 years or 150,000 km vehicle warranty, which covers any defect caused by a manufacturing fault. Transport to the nearest authorized Toyota repairer will also be covered.\* In addition, paint warranty protects against defects and surface rust caused by a manufacturing fault except load bin's which are covered by a 5 year with unlimited mileage corrosion - perforation warranty\* against corrosion of body panels caused by a manufacturing fault in materials or workmanship.



## Toyota Added Security

Toyota's comprehensive security system withstands the insurance industry's rigorous five-minute attack test. The alarm system and engine immobilizer are approved by major insurance companies.

\*Check with your dealership for specific warranty details.



**FOR MORE INFORMATION ABOUT THE TOYOTA BELTA  
TEST DRIVES AND QUOTATIONS,  
PLEASE CONTACT YOUR NEAREST TOYOTA DEALERSHIP.**



To the best of our knowledge, all information in this brochure is correct at time of going to print. Details of specifications and equipment provided in this brochure are subject to local conditions and requirements and may, therefore, vary from models available in your area. Please inquire with your local dealership for details on your local specifications and equipment. • Vehicle body colors may differ slightly from the printed photographs in this brochure. • The readability of QR Codes® present in this brochure may differ according to the scanner used. Toyota cannot be held responsible should your device not be able to read any QR Codes® or interactive content markers. • CFAO group reserves the right to alter any details of specifications and equipment without prior notice. • No part of this publication may in any way be reproduced without the prior written approval of CFAO group.

09/2021/BELTA/CFAO

